

Wyanbene Cave Restoration Project Report sheet

Area per map	Entrance Stream way Old Tourist Chamber Wild Cave between Keyhole and Helictite wall Beyond the Helictite Wall	✓
Date of cleaning	22 nd September 2012	
Site number as per maps	1	
Activity description	Cleaned graffiti from “Elephant” formation. Tried plastic brush and wet sandpaper but eventually had to use stainless steel wire brush to remove the pencil marks. Used sponge to catch waste. Washed surrounding area of dust. Still looks like marks are present but they are not.	
Hours taken on task	1	
Photograph before (if available)		and after



Wyanbene Cave Restoration Project Report sheet

Area per map	Entrance Stream way	✓
	Old Tourist Chamber	
	Wild Cave between Keyhole and Helictite wall	
	Beyond the Helictite Wall	
Date of cleaning	22 nd September 2012	
Site number as per maps	2	
Activity description	Cleaned mud of cemented formation and surrounding area. Cleaned area to show the formation. minimal success but an area of white formation exists for tourists to examine	
Hours taken on task	1	
Photograph before (if available)		and after

Wyanbene Cave Restoration Project Report sheet

Area per map	Entrance Stream way Old Tourist Chamber ✓ Wild Cave between Keyhole and Helictite wall Beyond the Helictite Wall
Date of cleaning	22 nd September 2012
Site number as per maps	3
Activity description	Cleaned flow of mud but discovered graffiti under it from acetylene lamp. While cleaning mud from flow we tried plastic brush then wet sand paper and eventually resorted to stainless brush which left no marks. Washed area opposite to remove dust and small mud patches form wall
Hours taken on task	1
Photograph before (if available)	and after

Wyanbene Cave Restoration Project Report sheet

Area per map	Entrance Stream way Old Tourist Chamber ✓ Wild Cave between Keyhole and Helictite wall Beyond the Helictite Wall
Date of cleaning	22 nd September 2012
Site number as per maps	4 Column
Activity description	Cleaned top to mid section of dust and mud splashes with water spray jet. Will require extendable brush to try to dislodge mud from top of formation. Water spray was not totally successful at top. Lower down water spray was excellent. Future work to clean bottom area of the column. Is now 'protected' with survey tape cordon.
Hours taken on task	2
Photograph before (if available)	and after



Wyanbene Cave Restoration Project Report sheet

Area per map	Entrance Stream way Old Tourist Chamber ✓ Wild Cave between Keyhole and Helictite wall Beyond the Helictite Wall
Date of cleaning	22 nd September 2012
Site number as per maps	5
Activity description	Wall washed off but revealed much etched graffiti when wet. Does not look cleaned but washed with brush the area above crack
Hours taken on task	1/2
Photograph before (if available)	and after



Wyanbene Cave Restoration Project Report sheet

Area per map	Entrance Stream way Old Tourist Chamber Wild Cave between Keyhole and Helictite wall Beyond the Helictite Wall
Date of cleaning	22 nd and 23 rd September 2012
Site number as per maps	6
Activity description	Cleaned mud of small formations and ground area with water spray and cleaning with various softness plastic brushes. Better brushes have chisel/scrapper on end to remove mud.
Hours taken on task	6

Photograph before (if available)



and after




AFTER photograph



Wyanbene Cave Restoration Project Report sheet

Area per map	Entrance Stream way Old Tourist Chamber ✓ Wild Cave between Keyhole and Helictite wall Beyond the Helictite Wall
Date of cleaning	23 rd September
Site number as per maps	7
Activity description	Cleaned area on floor walkway. A few small stalagmites on floor were covered in mud. Removed mud and washed them and removed adjacent few cms depth of mud from their surrounds. Laid survey tape around the formations to 'protect' from boots. Required brushes with scraper end to dig mud from around formations.
Hours taken on task	2
Photograph before (if available)	and after



Note 'cave pearl' in 'splash cup' and small rimstone pools at bottom and larger gour/rim pool at top of photo and smaller rims to left.

Future: would be great to remove mud from rimpool shown by green arrow to show what is under the mud, but it is close to 'path' and this excavation would narrow the path taken by tourists. The only option is to narrow their path.

Wyanbene Cave Restoration Project Report sheet

Area per map	Entrance Stream way	✓
	Old Tourist Chamber	
	Wild Cave between Keyhole and Helictite wall	
	Beyond the Helictite Wall	
Date of cleaning	3 rd November 2012	
Site number as per maps	8	
Activity description	Scouts cleaned the Entrance roof and a stalagmite before you enter the entrance duckunder. Stal cleaned up well.	
Hours taken on task	1	
Photograph before (if available)		and after

Wyanbene Cave Restoration Project Report sheet

Area per map	Entrance Stream way	✓
	Old Tourist Chamber	
	Wild Cave between Keyhole and Helictite wall	
	Beyond the Helictite Wall	
Date of cleaning	3 rd November 2012	
Site number as per maps	ES1	
Activity description	Scouts cleaned a bit more of the test wall and false floor but the floor needs more work to remove mud build up	
Hours taken on task	1	
Photograph before (if available)		and after

Wyanbene Cave Restoration Project Report sheet

Area per map	Entrance Stream way	
	Old Tourist Chamber	✓
	Wild Cave between Keyhole and Helictite wall	
	Beyond the Helictite Wall	
Date of cleaning	3 rd November 2012	
Site number as per maps	4	
Activity description	More cleaning of large column at base and attempt to remove upper mud dolops	
Hours taken on task	2	
Photograph before (if available)		during



Wyanbene Cave Restoration Project Report sheet

Area per map	Entrance Stream way	
	Old Tourist Chamber	✓
	Wild Cave between Keyhole and	
	Helictite wall	
	Beyond the Helictite Wall	
Date of cleaning	3 rd November 2012	
Site number as per maps	7	
Activity description	Continued cleaning side of marked walking track	
Hours taken on task	2	
Photograph before (if available)		and after

Wyanbene Cave Restoration Project Report sheet

Area per map	Entrance Stream way Old Tourist Chamber Wild Cave between Keyhole and Helictite wall ✓ Beyond the Helictite Wall
Date of cleaning	3 rd November 2012
Site number as per maps	9
Activity description	Cleaned formations in the southern entrance to Cleopatras Bath area just passed the Jailhouse formation
Hours taken on task	2
Photograph before (if available)	
	and after



Wyanbene Cave Restoration Project Report sheet



site 9 before



Site 9 after

Wyanbene Cave Restoration Project Report sheet

Area per map	Entrance Stream way Old Tourist Chamber Wild Cave between Keyhole and Helictite wall ✓ Beyond the Helictite Wall
Date of cleaning	3 rd November 2012
Site number as per maps	10 AND 11
Activity description	Cleaned small straws and rocks along route and broken stalactites en-route
Hours taken on task	2
Photograph before (if available)	and after



Wyanbene Cave Restoration Project Report sheet

Area per map	Entrance Stream way Old Tourist Chamber Wild Cave between Keyhole and Helictite wall ✓ Beyond the Helictite Wall
Date of cleaning	3 rd November 2012
Site number as per maps	12
Activity description	Cleaned mud and silt covering area below magnificent flowstone. The cleaning revealed large area of mini gour pools still brown but easily seen and we wonder if the area was covered by natural processes in the past or lots of cavers walking on the area to examine the flowstone and see around the corner?!
Hours taken on task	2
Photograph before (if available)	



and after



Wyanbene Cave Restoration Project Report sheet

Area per map	Entrance Stream way Old Tourist Chamber Wild Cave between Keyhole and Helictite wall ✓ Beyond the Helictite Wall
Date of cleaning	3-11-2012
Site number as per maps	13
Activity description	Cleaned broken roof stals
Hours taken on task	1
Photograph before (if available)	and after



Wyanbene Cave Restoration Project Report sheet

Area per map	Helictite chamber ✓
Date of cleaning	15 th January 20113
Site number as per	14H and 14F
Activity description	Cleaned the flowstone walls and many of the clumps of helictites
Hours taken on task	5 persons for 2 -3 hours
Photographs taken by	David Wools-Cobb

Future plan is to 'rope off' some of the area while still allowing photographs to be taken and the helictites to be taken

before (if available)



and after



Wyanbene Cave Restoration Project Report sheet



No before photo but this whole wall was cleaned to the top of the formation as well



Wyanbene Cave Restoration Project Report sheet




this area is to the right of the photo
above



Wyanbene Cave Restoration Project Report sheet

Area per map	Helictite chamber ✓
Date of cleaning	22 nd February 2013
Site number as per maps	14f
Activity description	Completed cleaning of flowstone in Helictite chamber and testes a few small other sites in the chamber. placed rope walkway to keep cavers of newly cleaned area and act as a walkway to view the helictites.
Hours taken on task	7 persons x 2 hours
Photograph before (if available)	and after



Wyanbene Cave Restoration Project Report sheet

Area per map	Entrance Stream way	✓
Date of cleaning	14 th and 15th September 2013	
Site number as per maps	2A, 2B and 15	
Activity description	Placed rubber matting at ladder pitch to see how this protects the wall from further damage to ladder pitch wall Cleaned mud from flowstone and hosed formation wall at site 15	
Hours taken on task	5 hours Saturday with 6 people 3 hours Sunday with 4 people	
Photographs	and	
Site 2A	Site 2B	



hose and
pump
collecting
clean
water

Wyanbene Cave Restoration Project Report sheet

Area per map	Entrance Stream way Old Tourist Chamber Wild Cave between Keyhole and ✓ Helictite wall Beyond the Helictite Wall
Date of cleaning	22 nd Feb 2014
Site number as per maps	16 and 9
Activity description	Cleaned floor and walls of area south of the climb to Cleopatra's Bath
Hours taken on task	2 persons 4 hours
Photograph before (if available)	and after
None available	

Wyanbene Cave Restoration Project Report sheet

Area per map	Entrance Stream way Old Tourist Chamber Wild Cave between Keyhole and ✓ Helictite wall Beyond the Helictite Wall
Date of cleaning	22 Feb 2014
Site number as per maps	17 Helictite Wall
Activity description	Cleaned dirt of the larger formations in this section and hosed dirt of helictites
Hours taken on task	2 persons ½ hour
Photograph before	

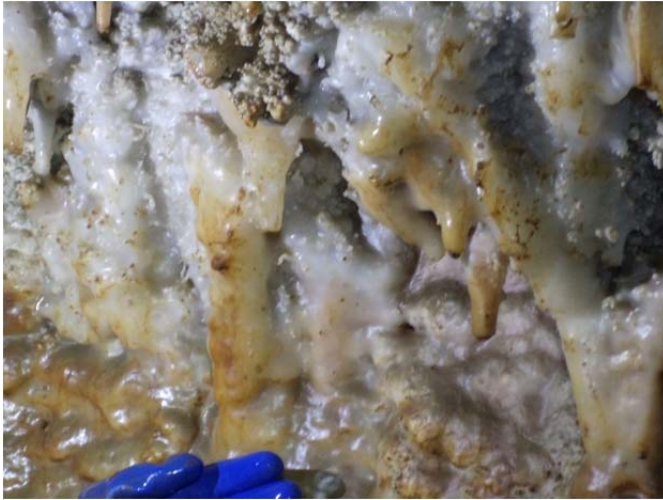


and after



Wyanbene Cave Restoration Project Report sheet

Area per map	Entrance Stream way Old Tourist Chamber Wild Cave between Keyhole and ✓ Helictite wall Beyond the Helictite Wall
Date of cleaning	22 feb 2014
Site number as per maps	18 – south of Triangular Squeeze
Activity description	Cleaned formations on eastern wall
Hours taken on task	½ hour
Photograph before (if available)	



and after



Wyanbene Cave Restoration Project Report sheet

Area per map	Entrance Stream way Old Tourist Chamber Wild Cave between Keyhole and Helictite wall Beyond the Helictite Wall	✓
Date of cleaning	22 February 2014	
Site number as per maps	Near 13	
Activity description	Cleaned small stalagmite	
Hours taken on task	15mins	
Photograph before (if available)		



and after



Wyanbene Cave Restoration Project Report sheet

Area per map	Entrance Stream way Old Tourist Chamber ✓ Wild Cave between Keyhole and Helictite wall Beyond the Helictite Wall
Date of cleaning	23 Feb 2014
Site number as per maps	19
Activity description	Cleaned walkway area that leads to signatures and site 20
Hours taken on task	6 person hours
Photograph before during	during



Caitlyn cleaning mud from rock to enable clean walkway area



Kerry and Elise cleaning entrance area

Wyanbene Cave Restoration Project Report sheet

Area per map	Entrance Stream way Old Tourist Chamber ✓ Wild Cave between Keyhole and Helictite wall Beyond the Helictite Wall
Date of cleaning	23 Feb
Site number as per maps	5
Activity description	Cleaned wall and more formation near ladder
Hours taken on task	6 person hours
Photograph before during	




and after



Brian and Alison Cleaning and removing mud from formation

Wyanbene Cave Restoration Project Report sheet

Area per map	Entrance Stream way Old Tourist Chamber ✓ Wild Cave between Keyhole and Helictite wall Beyond the Helictite Wall
Date of cleaning	23 feb
Site number as per maps	20
Activity description	Cleaned floor and formations to reveal signatures
Hours taken on task	4
Photograph before during Kerry hosing and removing mud from floor and flowstone. The signature	



Wyanbene Cave Restoration Project Report sheet

Area per map	Entrance Stream way	
	Old Tourist Chamber	✓
	Wild Cave between Keyhole and Helictite wall	
	Beyond the Helictite Wall	
Date of cleaning	23 rd February 2014	
Site number as per maps	21	
Activity description	Cleaned rocks below site 5	
Hours taken on task	2	
Photograph before (if available)		and after
nil		